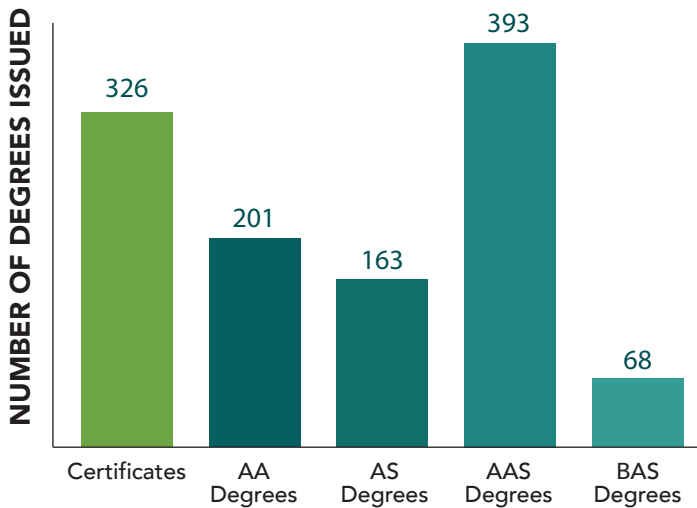


BISMARCK STATE COLLEGE

# 2024-2025

## FIRST DESTINATION REPORT

Bismarck State College's (BSC) First Destination Report provides post-graduation outcomes for students who have completed a program with BSC. Students are identified for follow-up by the Registrar's Graduate Report, which ran from July 1, 2024 to June 30, 2025.

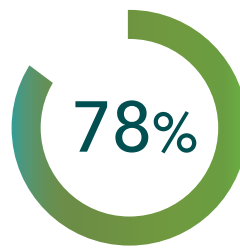
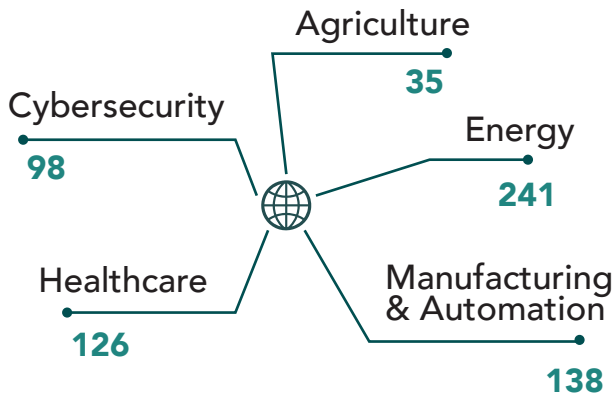


### TOP EMPLOYERS *Post Graduation*

- 1 Sanford Health
- 2 CHI St. Alexius
- 3 Dakota Gasification Company
- 4 Basin Electric Co-op

### 5 POLYTECHNIC PILLAR PROGRAMS

NUMBER OF GRADUATES



78% of graduates are employed within North Dakota

MEDIAN REPORTED SALARY **\$60k+**

2024-2025

# CAREER READINESS

## AT BISMARCK STATE COLLEGE

**100+**  
CAREER PATHWAYS

STUDENT TO FACULTY  
**RATIO 13:1**

Fall '24 to Fall '25

**8.2%**  
STUDENT GROWTH



4-Year Degrees Offered

 **13**  
BAS DEGREES

Career Fair Engagement

 **230**  
EMPLOYERS

Post Graduation

**82%**  
EMPLOYMENT  
RATE

**93%**

The Student Achievement Measure (SAM) indicates a **93% degree completion rate** for the most recent SAM cohort of first-time full-time freshmen within six years.



View  
Program  
Data

